恒生投資
HANG SENG INVESTMENT

Hang Seng Investment Funds Series IV

Hang Seng TECH Covered Call Active ETF

October 2026

IMPORTANT RISK WARNINGS / FUND INFORMATION FOR HONG KONG INVESTORS

- Hang Seng TECH Covered Call Active ETF (the "Fund") offers both listed class of Units ("Listed Class Units") and unlisted classes of Units ("Unlisted Class Units"). Switching between Unlisted Class Units and Listed Class Units is not available.

(Capitalised terms used herein but not otherwise defined will have the same meanings as defined in the Hong Kong Offering Document of the Hang Seng Investment Funds Series IV (the "Series") and the relevant Appendix of the Fund)

- The Fund aims to generate income and maintain prospects for capital appreciation while mitigating some downside risk through the use of covered call strategy.
- The Manager employs an actively managed investment strategy for the Fund. In addition to seeking to obtain exposure to the constituent equity securities in the Reference Index in substantially the same weightings as these securities have in the Reference Index through investing directly in constituent equity securities of the Reference Index and Reference Index ETF and long positions of financial derivative instruments ("FDIs"), the Fund also writes call options on the Reference Index.
- The Fund adopts a covered call strategy which involves writing call options (including ETF options) on the Reference Index. A covered call strategy offers some downside protection but limits potential upside, such as to profit from a significant increase in the Reference Index beyond the option strike price and the premium received. Notwithstanding the downside protection of a covered call strategy, you will still suffer substantial or total loss if the Reference Index level drops significantly.
- The use of futures contracts involves risks that are potentially greater than the risks of investing directly in securities and other more traditional assets. The risks include but not limited to market risk, volatility risk, leverage risk, margin requirement risk, negative roll yields and "contango" risk, reference Index Futures position limit risk and failure of clearing house risk.
- The Fund is subject to investment risks, equity market risk, sectoral and geographical concentration risks, risks related to companies with a technology theme, risks associated with investment in FDIs, risks of investing in other collective investment schemes, termination risk, and reliance on the same group risk.
- The Manager may at its discretion pay dividend out of capital. Such distribution may represent a return of an investor's original investment or related capital gains, and may result in an immediate reduction on the Net Asset Value per Unit.
- Different classes units are subject to different pricing and dealing arrangements and may be at an advantage or disadvantage depending on market conditions. The Net Asset Value per Unit of different classes may be different due to different fees and cost arrangement applicable to the units.
- The Listed Class Units is subject to trading risks (for example, exchange traded price of Listed Class Units may be different from the Fund's net asset value), trading hour differences risk and reliance on market maker risks.
- The Unlisted Class Units is subject to currency and exchange rate control risk and currency hedging risk.

Investment Objective

To generate income and maintain prospects for capital appreciation while mitigating some downside risk through the use of covered call strategy. It should be noted that the use of covered call strategy also limits potential upside.

Cumulative Performance

	3M	6M	1Y	3Y	5Y	Since Launch
HKD Counter	N/A	N/A	N/A	N/A	N/A	N/A

Calendar Year Performance

	YTD	2025 ▼	2024	2023	2022	2021
HKD Counter	N/A	N/A	N/A	N/A	N/A	N/A

▼ Performance calculated from the Fund's Launch Date (i.e. 06 May 2026) to the end of that calendar year.

Performance Chart

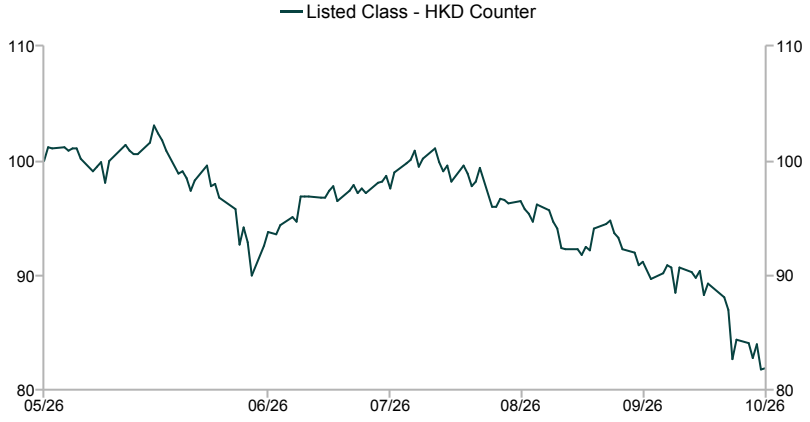

Fund: NAV to NAV, total return with dividend (if any) reinvested. (Source: NAV is provided by HSBC Institutional Trust Services (Asia) Limited. The Fund's performance information is provided by the Manager.)
The performance figures show by how much the Fund increased or decreased in value during the period being shown. Performance data has been calculated in HKD including ongoing charges and excluding your trading costs on SEHK.
Past performance information is not indicative of future performance. Investors may not get back the full amount invested.

Key Facts

Exchange Listing	The Stock Exchange of Hong Kong – Main Board
Launch Date	06 May 2026
Listing Date	08 May 2026
Base Currency	HKD
Fund Manager	Hang Seng Investment Management Limited
Trustee Name	HSBC Institutional Trust Services (Asia) Limited
In-kind/Cash Creation or Redemption	Minimum 500,000 Units (or multiples thereof) through Participating Dealers Only
Net Asset Value (NAV)	HKD 6.4003 per unit
Total Asset Value	HKD 73.60 million
Issued Units	11,500,000
Number of Stocks held	31
Management Fee	Up to 0.70% p.a.
Trustee Fee	0.045% p.a.

For all fees and charges, please refer to the "CHARGES AND EXPENSES" section in the Prospectus for details.

Top Holdings

Xiaomi - W	7.17%
NetEase - S	6.99%
Meituan - W	6.97%
Alibaba Group Holding - W	6.56%
Tencent Holdings	6.49%
BYD Company	5.78%
SMIC	4.66%
JD - SW	4.19%
Lenovo Group	4.11%
Baidu - SW	3.20%

恒生投資
HANG SENG INVESTMENT

Hang Seng TECH Covered Call Active ETF

October 2026

Trading Information

Counter	Board Lot Size	Trading Currency	ISIN	Bloomberg Code	Stock Code
HKD Counter	100	HKD	HK0001298378	3589 HK	3589

Industrial Breakdown

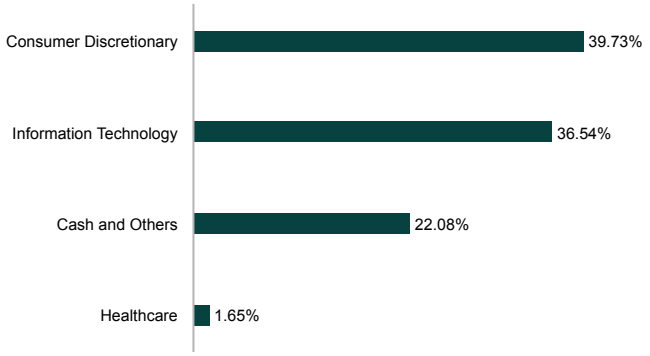

Share Class Breakdown

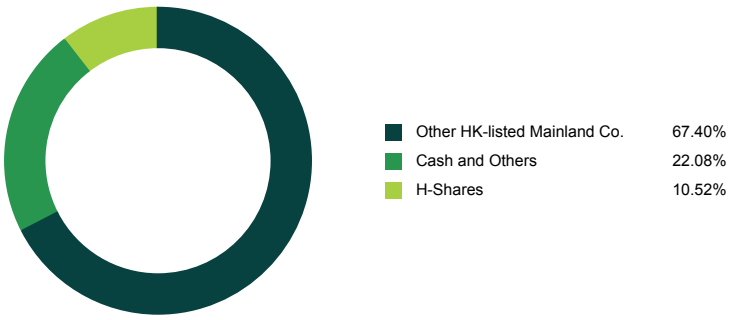

恒生投資
HANG SENG INVESTMENT

Hang Seng TECH Covered Call Active ETF

October 2026

List Of Participating Dealers+

Barclays Bank Plc
Korea Investment & Securities Asia Limited
Mirae Asset Securities (HK) Limited
China Merchants Securities (HK) Co., Limited

+ Please visit www.hangseninvestment.com* for the latest list.

List Of Market Makers+

HKD Counter

Eclipse Options (HK) Limited
Nine Mile Financial Pty Ltd
Optiver Trading Hong Kong Limited

+ Please visit www.hangseninvestment.com* for the latest list.

Distribution Information

	Intended Frequency	Record Date	Amount / Share
HKD Counter	Monthly (if any)	05 Oct 2026	HKD 0.1500

Monthly cash dividends (if any) at the discretion of the Manager. The Manager may make declaration of dividend every month. There is no guarantee of regular distribution of dividends and, if dividend is paid, the amount being distributed. The Manager may, at its discretion, pay dividend out of capital. The Manager may also, at its discretion, pay dividend out of gross income while all or part of the fees and expenses of the Fund are charged to/paid out of the capital of the Fund, resulting in an increase in distributable income for the payment of dividends by the Fund and therefore, the Fund may effectively pay dividend out of capital. Payments of dividends out of capital or effectively out of capital amounts to a return or withdrawal of part of an investor's original investment or from any capital gains attributable to that original investment. Any distributions involving payment of dividends out of the Fund's capital or effectively out of capital may result in an immediate reduction in the Net Asset Value ("NAV") per Unit.
For full distribution history record, please refer to our website www.hangseninvestment.com *.

Volatility

	1Y	3Y
Standard Deviation	N/A	N/A
Sharpe Ratio	N/A	N/A

HKD Counter
Source: Morningstar Asia Limited

Fund Literature

Download the offering documents here

(Source: Hang Seng Investment Management Limited / HSBC Institutional Trust Services (Asia) Limited/Morningstar Asia Limited. All information as at 30 Oct 2026.)

Please read the disclaimer in relation to the Index in the Fund's Offering Document. The Fund has been authorized by the Securities and Futures Commission in Hong Kong ("SFC"). (SFC authorisation is not a recommendation or endorsement of the Fund nor does it guarantee the commercial merits of the Fund or its performance. It does not mean the Fund is suitable for all investors nor is it an endorsement of its suitability for any particular investor or class of investors.) Certain information contained in this factsheet is obtained and prepared from sources which Hang Seng Investment Management Limited ("HSVM") reasonably believes to be reliable. For information sourced externally (as disclosed), HSVM has reasonable belief that such information is accurate and complete. This factsheet is for your information and reference only, and does not constitute any offer, solicitation or recommendation to buy or sell Units in the Fund. Investors should note that investment involves risks and not all investment risks are predictable. Prices of fund units may go up as well as down and past performance information presented is not indicative of future performance. Before making any investment decisions, investors should read the Offering Document of the Fund (including the full text of the risk factors stated therein (such as the arrangement in the event that the Fund is delisted)) in detail and obtain appropriate professional advice where necessary. This factsheet has not been reviewed by the SFC.